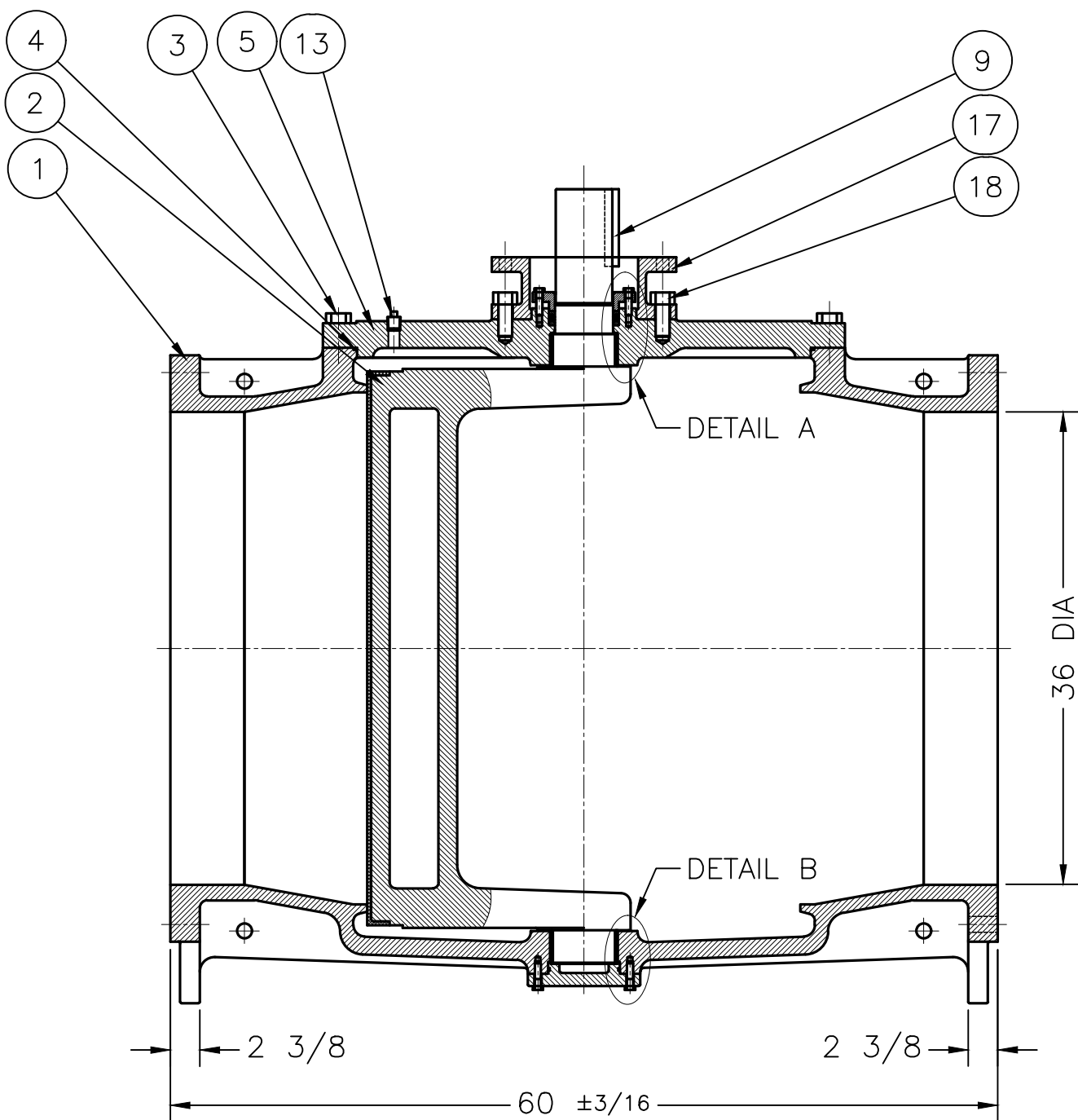
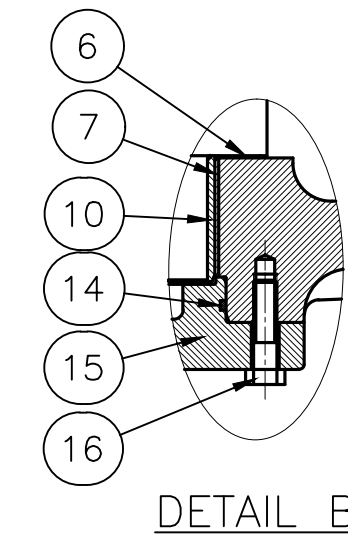
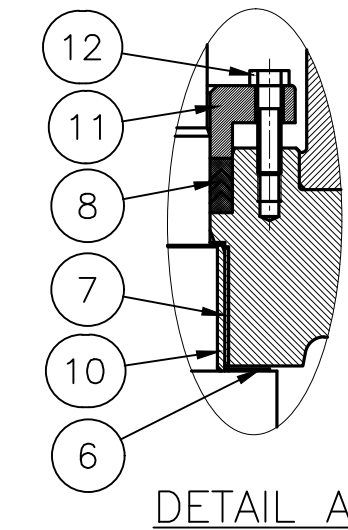
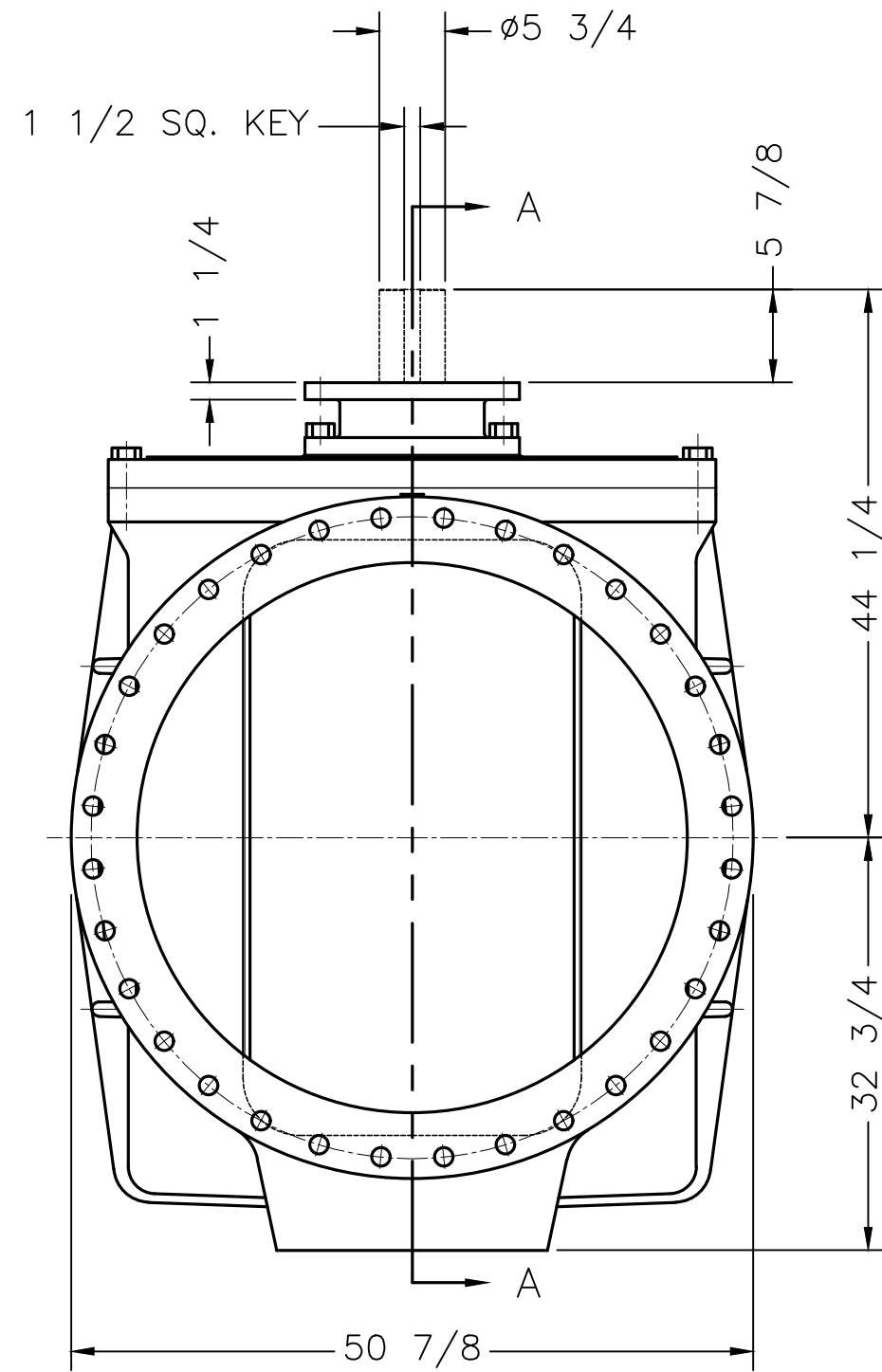


- NOTES:
1. FLANGE DRILLING PER ANSI B16.1 CLASS 125
 2. IN COMPLIANCE WITH AWWA C517
 3. COLD WORKING PRESSURE: 150 PSI
 4. HYDROSTATIC TEST PRESSURE: 225 PSI



SECTION A-A



PARTS LIST	
ITEM NO.	DESCRIPTION
1	BODY
2	PLUG
3	COVER BOLTS
4	COVER O-RING
5	COVER
6	THRUST BEARING
7	BEARING
8	PACKING
9	KEY
10	PLUG BUSHING
11	RETAINING RING
12	RETAINING BOLTS
13	PIPE PLUG
14	END PLATE O-RING
15	END PLATE
16	END PLATE SCREWS
17	COVER MOUNTING FLANGE
18	COVER MTG. FLG. SCREWS

GA INDUSTRIES, LLC

36" ECO-CENTRIC PLUG VALVE
ANSI 125 LB FLANGES (100% PORT)

DIMENSIONS IN INCHES
STANDARD TOLERANCES (UNLESS OTHERWISE NOTED)
.X = ±.1
.XX = ±.02
.XXX = ±.005
FRACTIONS = ±1/64
ANGLES = ±1°
DRAFTS: 3° MAX
PER ANSI Y14.5M GD&T <3/32 FLATNESS, ROUNDNESS, POSITION

CASTING STOCK MINIMUM (SMALLEST DIM. TO SURFACE)
0 TO <1 = 1/8
1 TO <6 = 3/16
6 TO <12 = 1/4
12 AND > = 3/8

SERIAL NO. *	DRAWN BY DAK
FIG. NO. 517	APPR. BY JT
DATE 08-09-2017	SCALE N.T.S.
PROPERTY OF GA INDUSTRIES, LLC	
REFERENCES *	DRAWING NO. PL-1148
FILE PL	REV.

REV.	DESCRIPTION	DATE	BY
* *			

O:\AUTOCAD\PLUG\PL-SHOW\PL-1148.dwg